



WEEKLY STOCKS RECOMMENDATION

KEY MARKET STATISTICS	2/21/2025	2/14/2025	WTD Change	
NGX- ASI	108,497.40	108,053.95	↑	0.41%
Mrk Cap (N'trn)	67.61	67.42	↑	0.28%
Volume (bn)	2.00	2.41	↓	-17.11%
Mkt Turnover (N'bn)	49.49	55.51	↓	-10.86%
Number of Deals	70,853	80,988	↓	-12.51%

KEY ECONOMIC INDICATORS	
Inflation	24.48%
MPR	27.50%
GDP (Q3-2024)	3.46%

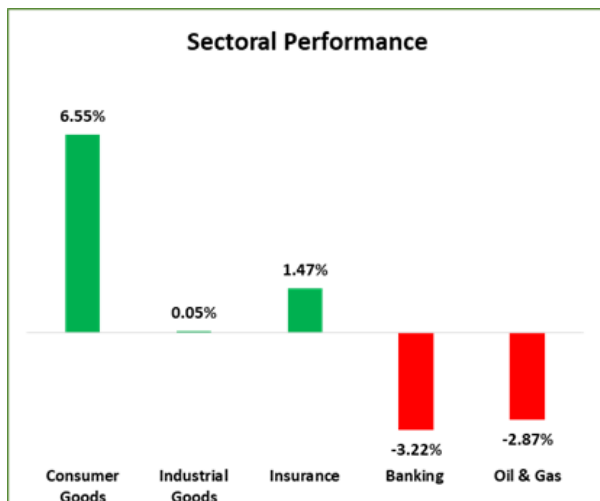
NIGERIA EQUITY MARKET

The Equity market experienced a total turnover of 2.001 billion shares worth N49.486 billion in 70,853 deals was traded this week by investors on the floor of the Exchange, in contrast to a total of 2.414 billion shares valued at N55.512 billion that exchanged hands last week in 80,988 deals.

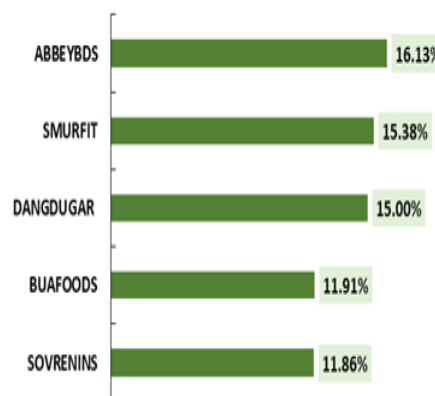
The Financial Services Industry (measured by volume) led the activity chart with 1.199 billion shares valued at N26.325 billion traded in 30,527 deals; thus contributing 59.91% and 53.20% to the total equity turnover volume and value respectively.

The Agriculture industry followed with 234.002 million shares worth N1.683 billion in 3,191 deals. Third place was the Consumer Goods Industry, with a turnover of 173.829 million shares worth N7.150 billion in 8,903 deals.

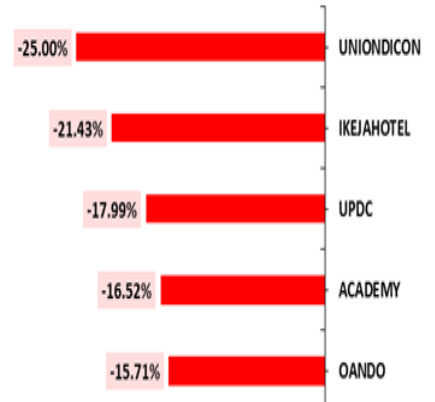
Trading in the top three equities namely Access Holdings Plc, Ellah Lakes Plc and Fidelity Bank Plc (measured by volume) accounted for 618.543 million shares worth N11.207 billion in 7,159 deals, contributing 30.92% and 22.65% to the total equity turnover volume and value respectively.



Top 5 WEEKLY GAINERS



TOP 5 WEEKLY LOSERS





WEEKLY STOCKS RECOMMENDATION

Valuation and Fundamental Metrics										
	Fundamental			Trailing/Forecast			Price History			
	NM	ROE	EPS	P/E	CP	TP	UPP	Year High	Year Low	Rating
AGRICULTURE										
OKOMUOIL	21%	4%	21.64	24.76x	536	616	15.0%	537.2	243	BUY
PRESCO	15%	4%	32.86	23.89x	785	864	10.0%	785	209	BUY
CONSTRUCTION/REAL ESTATE										
BERGER	6%	7%	1.54	0.07x	21	21	0.0%	23.95	12.35	HOLD
CONSUMER GOODS										
CADBURY	-24%	-29%	-8.37	-3.48x	29.1	6.43	-77.9%	32.25	15.25	SELL
UNILEVER	8%	4%	1.47	26.85x	39.45			40	13.45	UR
NB	-18%	-30%	-10.35	-3.29x	34			36.3	22.6	UR
NESTLE	-15%	-10%	-100.26	-9.72x	975	975	0.0%	990	795	HOLD
GUINNESS	-8%	-11%	-8.29	-8.92x	74	81	9.0%	77	42.05	HOLD
DANGSUGAR	-17%	-15%	-6.07	-6.82x	41.4	48	15.4%	65	28.55	BUY
FINANCIAL SERVICES										
UBA	28%	47%	17.77	2.11x	37.5	54	43.6%	39.4	18.9	BUY
ETI	11%	41%	14.36	2.42x	34.7	43.53	25.5%	34.7	20	BUY
FIDELITYBK	21%	17%	3.11	5.89x	18.3	21.05	15.0%	21.15	7.85	BUY
ACCESSCORP	37%	66%	17.42	1.52x	26.5	52.8	99.3%	28.9	15.95	BUY
FBNH	32%	28%	8.65	3.55x	30.7	50.9	65.9%	43.95	18.5	BUY
ZENITHBANK	59%	44%	21.56	2.29x	49.4	65	32.3%	52	29.7	BUY
GTCO	98%	29%	18.34	3.44x	63.05	108.01	71.3%	64.5	32.35	BUY
ICT										
MTNN	-6%	-2%	-6.53	-40.48x	264	293	11.0%	267.8	169	BUY
AIRTELAFRI	14%	11%	239.48	9.01x	2156.9	2372.59	10.0%	2,200	1,973	BUY
INDUSTRIAL GOODS										
DANGCEM	21%	6%	26.74	17.95x	480	528	10.0%	686.70	349.20	BUY
BUACEMENT	15%	2%	2.05	45.34x	93.00	60.07	-35.4%	150.00	88.20	SELL
WAPCO	13%	4%	3.17	24.57x	78	68	-13.5%	78.55	29.00	SELL
OIL AND GAS										
SEPLAT	12%	2%	138.21	6.96x	5,700.00	4067	-28.6%	5,738.20	2,962.20	SELL
TOTAL	2%	6%	38.03	0.00x	670.00	895	33.5%	698.00	353.60	BUY

Disclaimer

Please note that this is neither an invitation nor a recommendation and must be construed solely as statements of opinion and not statements of fact. No warranty, express or implied, as to the accuracy, timeliness, completeness, merchantability or fitness for any particular purpose of any such recommendation or information is given or made by Arthur Stevens Asset Management Ltd in any form or manner whatsoever. Each recommendation or opinion must be weighed solely as one factor in any investment or other decision made by or on behalf of any user of the information contained herein and such user must accordingly make its own study and evaluation of each strategy/security that it may consider purchasing, holding or selling and should appoint his/her own investment or financial or other advisors to assist the user in reaching any decision. Arthur Stevens Asset Management Ltd will accept no responsibility of any nature in respect of any statement, opinion, recommendation or information contained in this document.